

PLASTIC SILICON RECTIFIERS

VOLTAGE RANGE: 100 --- 1000 V
CURRENT: 4.0 A

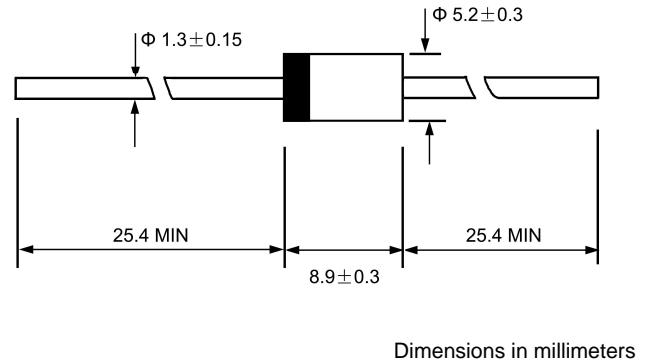
FEATURES

- ◇ Low cost
- ◇ Diffused junction
- ◇ Low leakage
- ◇ Low forward voltage drop
- ◇ High current capability

MECHANICAL DATA

- ◇ Case: JEDEC DO-27, molded plastic
- ◇ Terminals: Axial lead, solderable per MIL- STD-202, Method 208
- ◇ Polarity: Color band denotes cathode
- ◇ Weight: 0.041 ounces, 1.15 grams
- ◇ Mounting position: Any

DO - 27



MAXIMUM RATINGS AND ELECTRICAL CHARACTERISTICS

Ratings at 25°C ambient temperature unless otherwise specified.

Single phase, half wave, 50 Hz, resistive or inductive load. For capacitive load, derate by 20%.

		4A1	4A2	4A4	4A6	4A8	4A10	UNITS
Maximum recurrent peak reverse voltage	V_{RRM}	100	200	400	600	800	1000	V
Maximum RMS voltage	V_{RMS}	70	140	280	420	560	700	V
Maximum DC blocking voltage	V_{DC}	100	200	400	600	800	1000	V
Maximum average forward rectified current 9.5mm lead length, @ $T_A=75^\circ C$	$I_{F(AV)}$	4.0						A
Peak forward surge current 10ms single half-sine-wave superimposed on rated load	I_{FSM}	250.0						A
Maximum instantaneous forward voltage @ 4.0A	V_F	0.95						V
Maximum reverse current @ $T_A=25^\circ C$ at rated DC blocking voltage @ $T_A=100^\circ C$	I_R	10.0 100.0						μA
Typical junction capacitance (Note1)	C_J	50						pF
Typical thermal resistance (Note2)	$R_{\theta JA}$	20						$^\circ C/W$
Operating junction temperature range	T_J	- 55 ---- +125						$^\circ C$
Storage temperature range	T_{STG}	- 55 ---- +150						$^\circ C$

NOTE: 1. Measured at 1.0MHz and applied reverse voltage of 4.0V DC.
2. Thermal resistance from junction to ambient.

www.galaxycn.com

AVERAGE FORWARD RECTIFIED CURRENT
AMPERES

FIG.1 – FORWARD DERATING CURVE

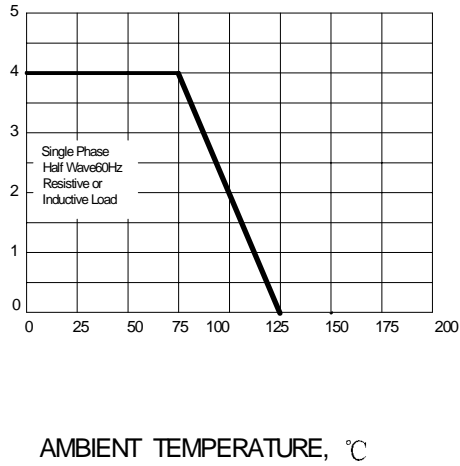
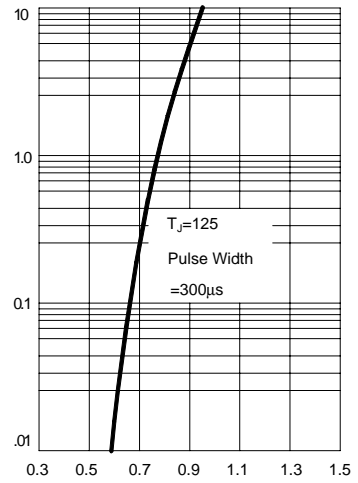


FIG.2 – TYPICAL FORWARD CHARACTERISTICS

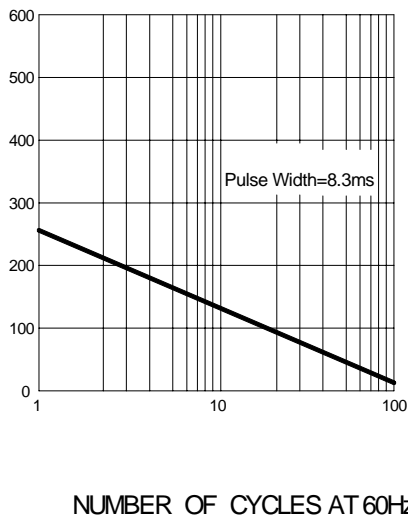
INSTANTANEOUS FORWARD CURRENT
AMPERES



INSTANTANEOUS FORWARD VOLTAGE, VOLTS

FIG.3 – MAXIMUM NON-REPETITIVE FORWARD SURGE CURRENT

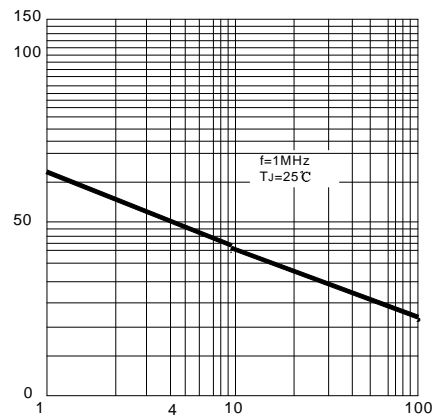
PEAK FORWARD SURGE CURRENT
AMPERES



NUMBER OF CYCLES AT 60Hz

FIG.4 – TYPICAL JUNCTION CAPACITANCE

JUNCTION CAPACITANCE, pF



REVERSE VOLTAGE, VOLTS