

### HIGH VOLTAGE RECTIFIERS

VOLTAGE RANGE: 1200 --- 2000 V  
CURRENT: 3.0 A

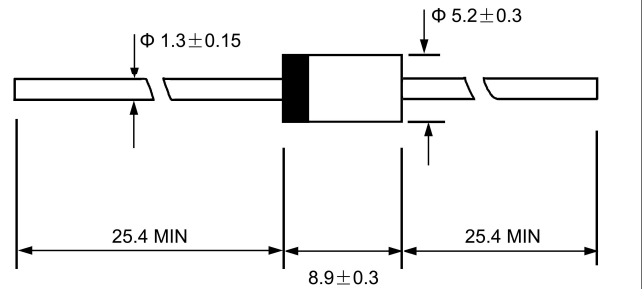
#### FEATURES

- ◇ Low cost
- ◇ Diffused junction
- ◇ Low leakage
- ◇ Low forward voltage drop
- ◇ High current capability
- ◇ Easily cleaned with alcohol, Isopropanol and similar solvents

#### MECHANICAL DATA

- ◇ Case: JEDEC DO-27, molded plastic
- ◇ Terminals: Axial lead, solderable per MIL-STD-202, Method 208
- ◇ Polarity: Color band denotes cathode
- ◇ Weight: 0.041 ounces, 1.15 grams
- ◇ Mounting position: Any

#### DO - 27



Dimensions in millimeters

#### MAXIMUM RATINGS AND ELECTRICAL CHARACTERISTICS

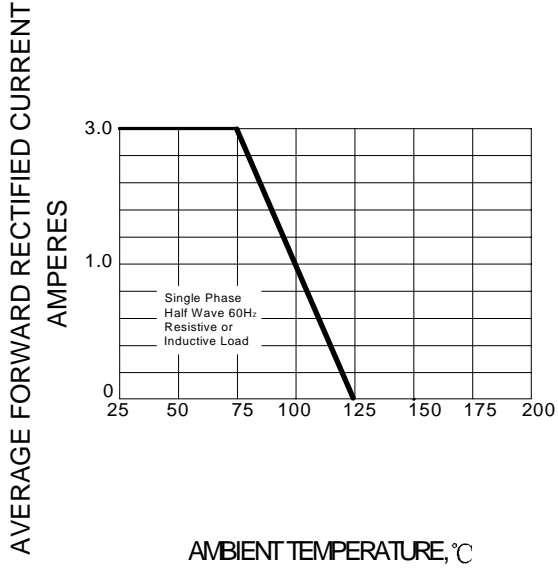
Ratings at 25°C ambient temperature unless otherwise specified.

Single phase, half wave, 50Hz, resistive or inductive load. For capacitive load, derate by 20%.

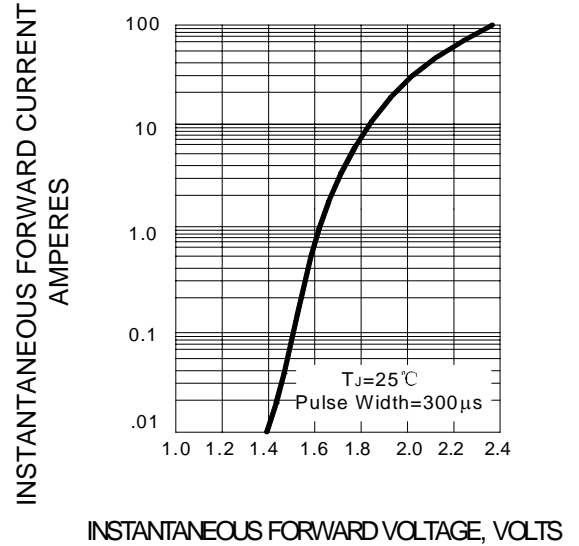
		3R12	3R14	3R16	3R18	3R20	UNITS
Maximum recurrent peak reverse voltage	$V_{RRM}$	1200	1400	1600	1800	2000	V
Maximum RMS voltage	$V_{RMS}$	840	980	1120	1260	1400	V
Maximum DC blocking voltage	$V_{DC}$	1200	1400	1600	1800	2000	V
Maximum average forward rectified current 9.5mm lead length, @ $T_A=75^\circ C$	$I_{F(AV)}$	3.0					A
Peak forward surge current 10ms single half-sine-wave superimposed on rated load	$I_{FSM}$	100.0					A
Maximum instantaneous forward voltage @ 3.0A	$V_F$	1.8					V
Maximum reverse current @ $T_A=25^\circ C$ at rated DC blocking voltage @ $T_A=100^\circ C$	$I_R$	10.0 100.0					$\mu A$
Operating junction temperature range	$T_J$	-55 ---- + 125					$^\circ C$
Storage temperature range	$T_{STG}$	-55 ---- + 150					$^\circ C$

www.galaxycn.com

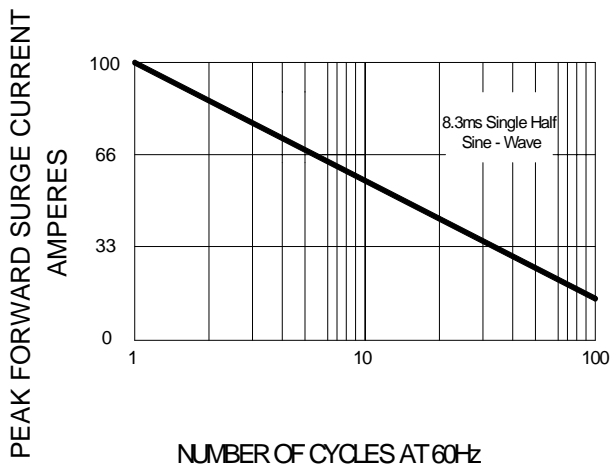
**FIG.1 – FORWARD DERATING CURVE**



**FIG.2 – TYPICAL FORWARD CHARACTERISTICS**



**FIG.3 – PEAK FORWARD SURGE CURRENT**



**FIG.4 – TYPICAL JUNCTION CAPACITANCE**

