

GLASS PASSIVATED RECTIFIERS

VOLTAGE RANGE: 50 --- 1000 V
CURRENT: 1.5 A

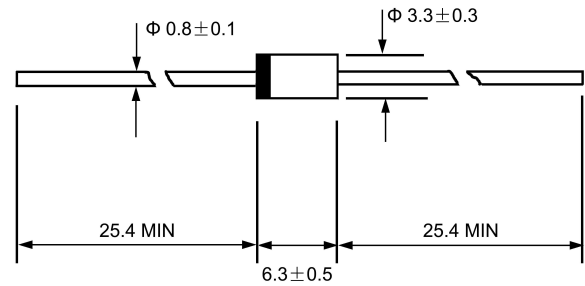
FEATURES

- ◇ The plastic package carries underwrites laboratory flammability classification 94V-0
- ◇ High current capability
- ◇ Low reverse leakage
- ◇ Glass passivated junction
- ◇ Low forward voltage drop

MECHANICAL DATA

- ◇ Case: JEDEC DO-15, molded plastic
- ◇ Terminals: Axial lead, solderable per MIL-STD-202, Method 208
- ◇ Polarity: Color band denotes cathode
- ◇ Weight: 0.014 ounces 0.39 grams
- ◇ Mounting position: Any

DO - 15



Dimensions in millimeters

MAXIMUM RATINGS AND ELECTRICAL CHARACTERISTICS

Ratings at 25°C ambient temperature unless otherwise specified.

Single phase, half wave, 60 Hz, resistive or inductive load. For capacitive load, derate by 20%.

		1N 5391G	1N 5392G	1N 5393G	1N 5394G	1N 5395G	1N 5396G	1N 5397G	1N 5398G	1N 5399G	UNITS
Maximum recurrent peak reverse voltage	V_{RRM}	50	100	200	300	400	500	600	800	1000	V
Maximum RMS voltage	V_{RMS}	35	70	140	210	280	350	420	560	700	V
Maximum DC blocking voltage	V_{DC}	50	100	200	300	400	500	600	800	1000	V
Maximum average forward rectified current 9.5mm lead length, @ $T_A=75^\circ\text{C}$	$I_{F(AV)}$	1.5									A
Peak forward surge current 8.3ms single half-sine-wave superimposed on rated load	I_{FSM}	50.0									A
Maximum instantaneous forward voltage @ 1.5 A	V_F	1.1									V
Maximum reverse current @ $T_A=25^\circ\text{C}$ at rated DC blocking voltage @ $T_A=100^\circ\text{C}$	I_R	5.0 50.0									μA
Typical junction capacitance (Note1)	C_J	20.0									pF
Operating junction temperature range	T_J	- 50 --- + 150									$^\circ\text{C}$
Storage temperature range	T_{STG}	- 50 --- + 150									$^\circ\text{C}$

NOTE: Measured at 1.0MHz and applied reverse voltage of 4.0V DC.

www.galaxycn.com

FIG.1 – FORWARD CURRENT DERATING CURVE

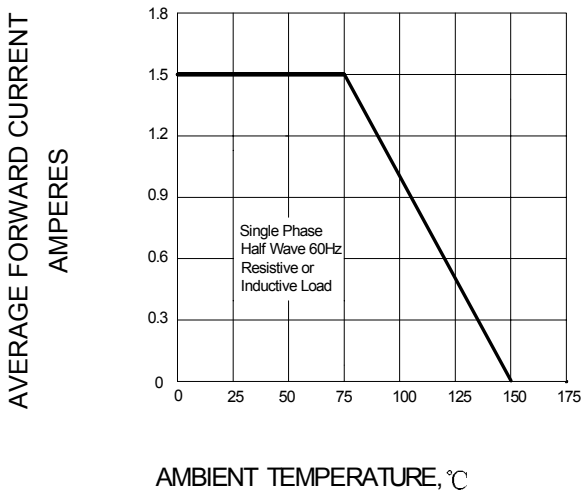


FIG.2 – TYPICAL INSTANTANEOUS FORWARD CHARACTERISTICS

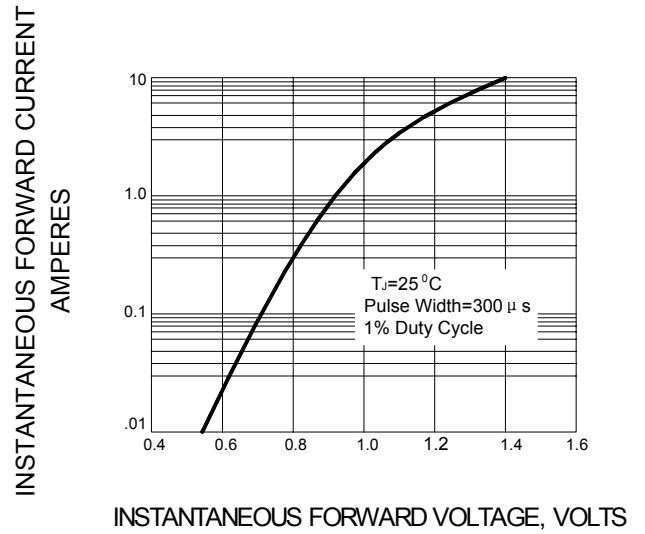


FIG.3 – PEAK FORWARD SURGE CURRENT

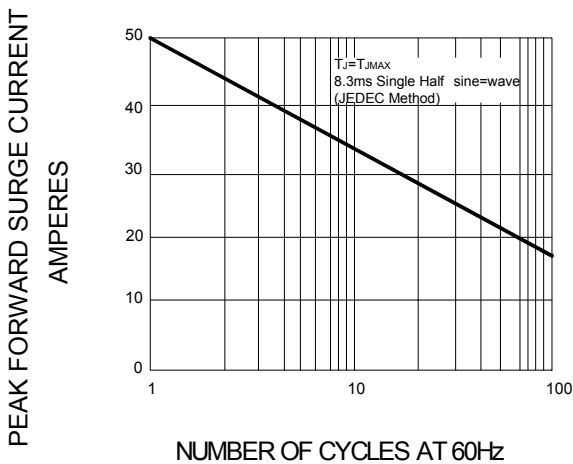


FIG.4 – TYPICAL JUNCTION CAPACITANCE

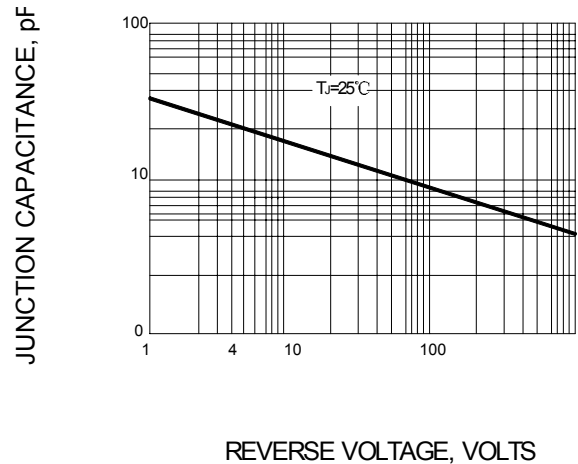


FIG.5 – TYPICAL REVERSE CHARACTERISTICS

