

Surface Mount Rectifiers

S5DBF--S5MBF

Features

- For surface mounted applications
- Low profile package
- Low forward voltage drop
- High surge current capability
- RoHS Compliant



Mechanical Data

- Case: SMBF molded plastic
- Molding compound, UL flammability classification rating 94V-0
- Terminals: Solder plated, solderable per MIL-STD-202, Method 208
- Polarity: Color band denotes cathode end

Maximum Ratings (@T_A = 25°C unless otherwise specified)

Characteristic	Symbol	S5DBF	S5GBF	S5JBF	S5KBF	S5MBF	Units
Peak repetitive reverse voltage	V _{RRM}	200	400	600	800	1000	V
RMS reverse voltage	V _{RMS}	140	280	420	560	700	V
DC blocking voltage	V _{DC}	200	400	600	800	1000	V
Maximum average forward output current	I _{F(AV)}	5.0					A
Peak forward surge current, 8.3ms single half-sine-wave	@T _J = 25°C I _{FSM}	150					A

Thermal Characteristics

Parameter	Symbol	S5DBF	S5GBF	S5JBF	S5KBF	S5MBF	Units
Typical thermal resistance (Note 1)	R _{θJA}	65					°C/W
	R _{θJC}	16					
	R _{θJL}	15					
Operating junction temperature range	T _J	- 55 ---- + 150					°C
Storage temperature range	T _{STG}	- 55 ---- + 150					°C

Note:

1. Device mounted on PCB with 10 mm x 20 mm x 0.1mm copper pad areas

Surface Mount Rectifiers

S5DBF--S5MBF

Electrical Characteristics (@T_A = 25°C unless otherwise specified)

Parameter	Symbol	Test conditions	Typ.	Max.	Units
Maximum instantaneous forward voltage	V _F	I _F =5.0A	--	1.15	V
Maximum Reverse current	I _R	Rated V _R	@T _A =25°C	10	μA
			@T _A =125°C	250	

Surface Mount Rectifiers

S5DBF--S5MBF

Ratings and Characteristic Curves ($T_A=25^\circ\text{C}$ unless otherwise noted)

Fig.1-Forward Current Derating Curve

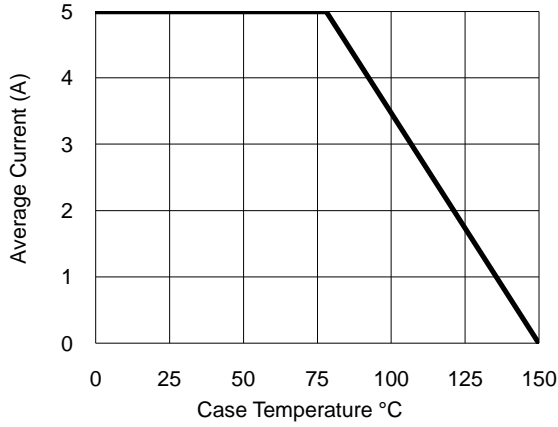


Fig.2- Surge Current Derating Curve

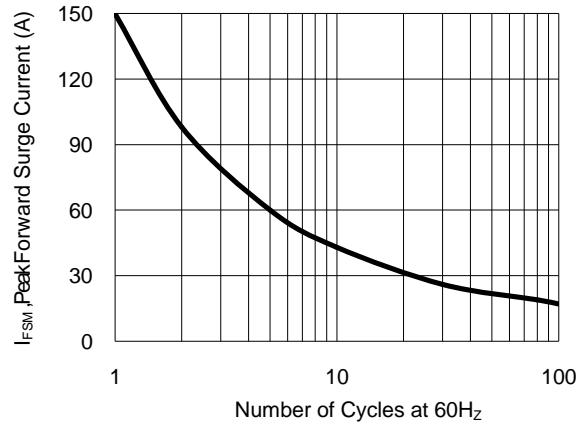


Fig.3- Typical Forward Voltage Characteristic

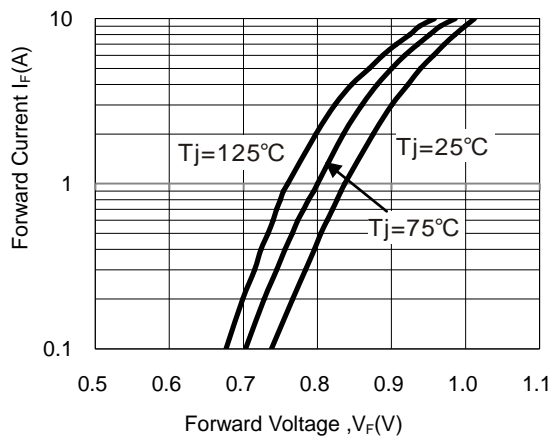
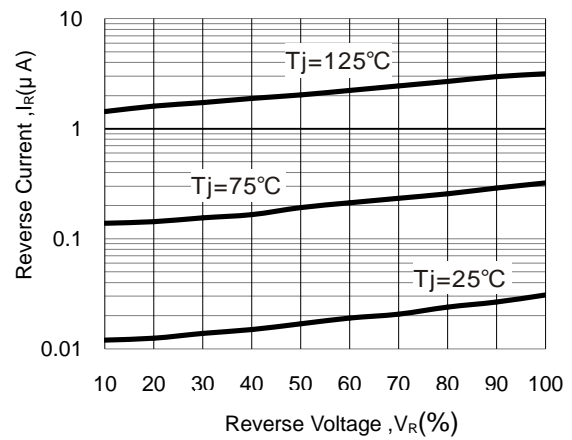


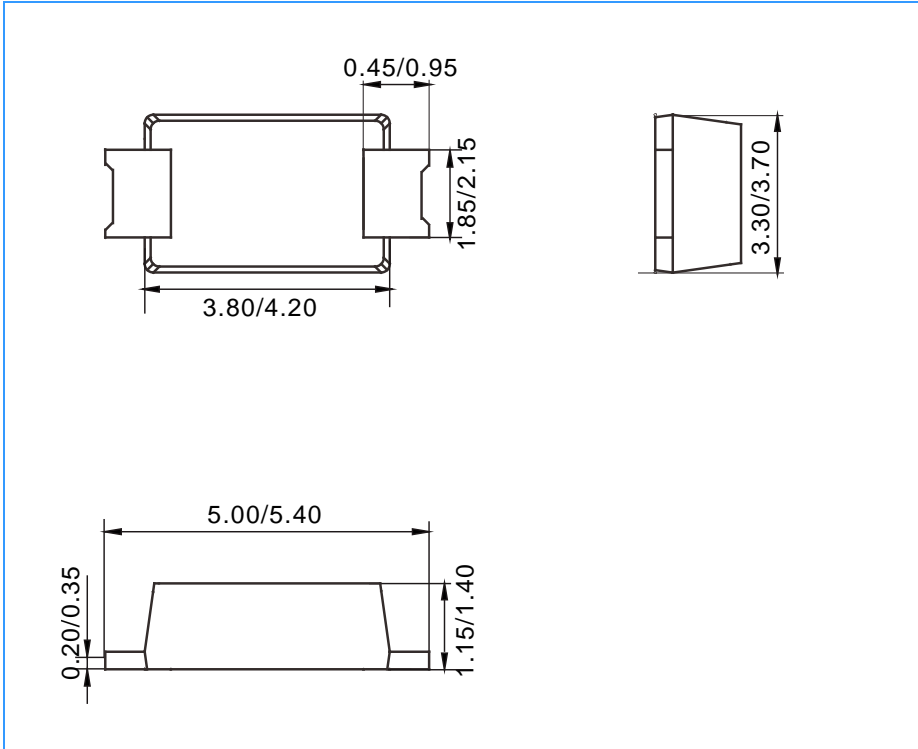
Fig.4- Typical Reverse Characteristic



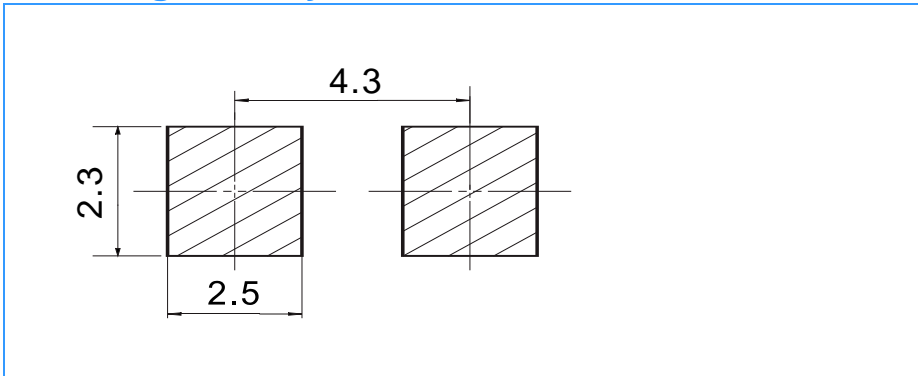
Surface Mount Rectifiers

S5DBF--S5MBF

Package Outline Dimensions(unit:mm)



Mounting Pad Layout(unit:mm)



Ordering Information

Part No.	Marking	Package	Shipping
S5DBF	S5DBF	SMBF	4000 /Tape&Reel
S5GBF	S5GBF	SMBF	4000 /Tape&Reel
S5JBF	S5JBF	SMBF	4000 /Tape&Reel
S5KBF	S5KBF	SMBF	4000 /Tape&Reel
S5MBF	S5MBF	SMBF	4000 /Tape&Reel